

浙江伟星新型建材股份有限公司

2012年半年度财务报告



披露日期：2012年8月9日

| | | | |
|--|--|-----------------|------------------|
| | | | |
| | | | |
| | | 814,801,585.46 | 804,982,951.3 |
| | | 0 | 0 |
| | | 0 | 0 |
| | | 0 | 0 |
| | | 46,509,488.63 | 64,820,397.7 |
| | | 163,488,600.89 | 157,724,545.47 |
| | | 59,236,256.9 | 99,580,557.53 |
| | | 0 | 0 |
| | | 0 | 0 |
| | | 0 | 0 |
| | | 0 | 0 |
| | | 0 | 0 |
| | | 14,081,951.22 | 11,546,192.62 |
| | | 0 | 0 |
| | | 341,217,968.1 | 285,615,028.05 |
| | | 0 | 0 |
| | | 0 | 0 |
| | | 1,439,335,851.2 | 1,424,269,672.67 |
| | | | |
| | | 0 | 0 |
| | | 0 | 0 |
| | | 0 | 0 |
| | | 0 | 0 |
| | | 0 | 0 |
| | | 0 | 0 |
| | | 0 | 0 |
| | | 516,126,973.01 | 504,749,822.61 |
| | | 44,696,179.96 | 32,595,720.47 |
| | | 0 | 0 |
| | | 0 | 0 |
| | | 0 | 0 |
| | | 0 | 0 |
| | | 161,804,192.81 | 161,602,671.42 |
| | | 0 | 0 |
| | | 50,400.17 | 50,400.17 |
| | | 3,101,696.05 | 2,984,098.18 |

| | | | |
|--|--|------------------|------------------|
| | | 8,977,428.73 | 6,111,060.86 |
| | | 0 | 0 |
| | | 734,756,870.73 | 708,093,773.71 |
| | | 2,174,092,721.93 | 2,132,363,446.38 |
| | | | |
| | | 264,416,913.71 | 62,000,000 |
| | | 0 | 0 |
| | | 0 | 0 |
| | | 0 | 0 |
| | | 0 | 0 |
| | | 0 | 0 |
| | | 84,990,352.01 | 114,906,015.11 |

| | | | |
|--|--|------------------|------------------|
| | | 0 | 0 |
| | | 267,484,198.64 | 361,014,044.1 |
| | | 0 | 0 |
| | | 1,635,318,886.53 | 1,717,820,731.99 |
| | | 0 | 0 |
| | | 1,635,318,886.53 | 1,717,820,731.99 |
| | | 2,174,092,721.93 | 2,132,363,446.38 |

| | | | |
|--|--|------------------|------------------|
| | | | |
| | | | |
| | | 729,020,050.36 | 728,880,250.42 |
| | | | |
| | | 32,229,108.6 | 31,902,912.37 |
| | | 177,024,333.58 | 156,002,920.21 |
| | | 47,213,600.98 | 78,528,461.38 |
| | | | |
| | | | |
| | | 162,768,918.16 | 211,977,464.22 |
| | | 252,896,575.05 | 176,202,883.71 |
| | | | |
| | | | |
| | | 1,401,152,586.73 | 1,383,494,892.31 |
| | | | |
| | | | |
| | | | |
| | | 133,060,936.88 | 134,078,528.51 |
| | | | |
| | | 379,413,713.64 | 370,110,598.93 |
| | | 8,423,674.15 | 409,669.36 |
| | | | |
| | | | |
| | | | |
| | | 130,690,097.81 | 130,148,518.92 |
| | | | |
| | | | |
| | | | |

| | | | |
|--|--|------------------|------------------|
| | | 5,635,862.28 | 5,361,370.09 |
| | | | |
| | | 657,224,284.76 | 640,108,685.81 |
| | | 2,058,376,871.49 | 2,023,603,578.12 |
| | | | |
| | | 189,416,913.71 | 5,000,000 |
| | | | |
| | | | |
| | | 188,617,821.5 | 160,899,537.54 |
| | | 139,545,683.21 | 100,235,742.7 |
| | | 3,686,850.89 | 17,091,927.98 |
| | | 3,094,793.89 | 13,375,332.44 |
| | | 332,506.66 | 111,191.67 |
| | | | |
| | | 27,104,890.49 | 27,946,089.23 |
| | | | 54,000,000 |
| | | | |
| | | 551,799,460.35 | 378,659,821.56 |
| | | | |
| | | | |
| | | | |
| | | | |
| | | | |
| | | | |
| | | 0 | 0 |
| | | 551,799,460.35 | 378,659,821.56 |
| | | | |
| | | 253,400,000 | 253,400,000 |
| | | 1,056,474,261.42 | 1,045,446,261.42 |
| | | | |
| | | | |
| | | 57,826,428.38 | 57,826,428.38 |
| | | 138,876,721.34 | 288,271,066.76 |
| | | | |
| | | 1,506,577,411.14 | 1,644,943,756.56 |
| | | 2,058,376,871.49 | 2,023,603,578.12 |

| | | | |
|--|--|----------------|---------------|
| | | | |
| | | 774,701,914.24 | 700,599,024.7 |
| | | 774,701,914.24 | 700,599,024.7 |
| | | | |
| | | | |
| | | 647,447,589.2 | 573,902,606.8 |
| | | 480,726,228.93 | 435,858,809.8 |
| | | | |
| | | | |
| | | | |
| | | | |
| | | | |
| | | | |
| | | 4,838,944.29 | 5,475,106.26 |
| | | 103,031,880.43 | 97,959,759.82 |



| | | |
|--|----------------|-----------------|
| | 86,000,000 | |
| | 209,984,435.19 | 79,362,522.83 |
| | | |
| | 19,152,464.54 | |
| | 315,136,899.73 | 79,362,522.83 |
| | -80,719,986.02 | -3,362,522.83 |
| | | |
| | -13,366,830.38 | -147,181,193.37 |
| | 802,223,951.3 | 968,237,899.83 |
| | 788,857,120.92 | 821,056,706.46 |

| | | |
|--|------------------|------------------|
| | | |
| | | |
| | 1,072,595,530.01 | 997,824,769.01 |
| | | |
| | 54,300,718.02 | 9,594,629.33 |
| | 1,126,896,248.03 | 1,007,419,398.34 |
| | 852,158,715.08 | 815,002,728.82 |
| | 61,414,993.9 | 50,380,885.24 |
| | 41,440,026.38 | 43,009,625 |
| | 69,188,723.85 | 159,319,391.78 |
| | 1,024,202,459.21 | 1,067,712,630.84 |
| | 102,693,788.82 | -60,293,232.5 |
| | | |
| | | |
| | 1,802,149.06 | |
| | 853,628.37 | 64,018.66 |

| | | | | | | | | |
|---|-------------|------------------|--|---------------|--|---------------|--|------------------|
| | | | | | | | | |
| 1 | | | | | | | | |
| 2 | | | | | | | | |
| | 253,400,000 | 1,045,446,261.42 | | 57,960,426.47 | | 361,014,044.1 | | 1,717,820,731.99 |

| | | | | | | | | |
|---|-------------|------------------|---|---------------|---|-----------------|--|------------------|
| | | | | | | | | |
| | | | | | | | | |
| | | | | | | | | |
| | 253,400,000 | 1,045,446,261.42 | | 57,826,428.38 | | 288,271,066.76 | | 1,644,943,756.56 |
| | | | | | | | | |
| | | | | | | | | |
| | 253,400,000 | 1,045,446,261.42 | | 57,826,428.38 | | 288,271,066.76 | | 1,644,943,756.56 |
| | | 11,028,000 | | | | -149,394,345.42 | | -138,366,345.42 |
| | | | | | | 53,325,654.58 | | 53,325,654.58 |
| | | | | | | 53,325,654.58 | | 53,325,654.58 |
| | 0 | 11,028,000 | 0 | 0 | 0 | 0 | | 11,028,000 |
| 1 | | | | | | | | |
| 2 | | 11,028,000 | | | | | | 11,028,000 |
| 3 | | | | | | | | |

| | | | | | | |
|--|-------------|----------------|--|--------------|----------------|------------------|
| | 253,400,000 | 056,474,261.42 | | 7,826,428.38 | 138,876,721.34 | 1,506,577,411.14 |
|--|-------------|----------------|--|--------------|----------------|------------------|

| | | | | | | |
|---|-------------|----------------|---|--------------|---------------|------------------|
| | | | | | | |
| | 253,400,000 | 043,608,261.42 | | 7,845,423.89 | 84,462,026.38 | 1,519,315,711.69 |
| | | | | | | |
| | | | | | | |
| | 253,400,000 | 043,608,261.42 | | 7,845,423.89 | 84,462,026.38 | 1,519,315,711.69 |
| | | 1,838,000 | | 2,981,004.49 | 03,809,040.38 | 125,628,044.87 |
| | | | | | 99,810,044.87 | 199,810,044.87 |
| | | | | | | |
| | | | | | 99,810,044.87 | 199,810,044.87 |
| | 0 | 1,838,000 | 0 | 0 | | 1,838,000 |
| 1 | | | | | | |
| 2 | | 1,838,000 | | | | |

(

| | | | | |
|-------------|----------------|-----------|-----------------|------|
| | | | 1999 10 12 | |
| | 3310821006636 | | | 800 |
| | | 720 | 90% | 80 |
| 10% | 2007 10 31 | | | 2007 |
| 12 20 | | | 331082000006575 | |
| | 190,000,000.00 | | 190,000,000 | 1 |
| | | 2010 219 | | (A |
|)63,400,000 | 1 | 2010 3 18 | | |
| | 253,400,000.00 | | 253,400,000 | 1 |
| | A 190,000,000 | | A 63,400,000 | |

1

2

3

1 1 12 31

4

5

1

2

6

1

33 ——

2

7

8

1

- 1
- 2
- 3
- 4
- 5
- 6
- 7
- 10

1

| | |
|--|-----|
| | 300 |
| | 10% |

2

| | | |
|--|--|--|
| | | |
| | | |

| | | |
|--|-----|-----|
| | (%) | (%) |
|--|-----|-----|

| | | | |
|---|---|------|------|
| 1 | 1 | 5% | 5% |
| 1 | 2 | 15% | 15% |
| 2 | 3 | 40% | 40% |
| 3 | | 100% | 100% |

3

11

1

2

3

4

5

12

1

(1)

(2)

(3)

2

3

4

22 ——

13

14

1

2

(1)

(2)

(3)

(4)

3

| | | | |
|--|----|------|------------|
| | | | |
| | 20 | 3-5% | 4.85-4.75% |
| | 10 | 3-5% | 9.70-9.50% |

| | | | |
|--|---|------|--------------|
| | 5 | 3-5% | 19.40-19.00% |
| | 5 | 3-5% | 19.40-19.00% |
| | 5 | 3-5% | 19.40-19.00% |

4

5

15

1

2

3

16

1

2

3

4

17

18

19

1

2

| | 50 | |
|--|----|--|
| | 5 | |

3

4

5

6

20

21

22

1

2

23

1

2

3

4

(1)

(2)

(3)

24

25

1

(1)

(2)

(3)

(4)

(5)

2

3

26

1

2

1.

2.

27

1

1.

2.

3.

4.

(1)

(2)

2

1.

2.

(1)

(2)

28

1

(1)

(2)

2

(1)

(2)

29

1

2

30

31

32

1

2

33

1

2

34

1

| | | | |
|--|-----|------|----------|
| | | | |
| | | | 17% |
| | | | |
| | | | 5% |
| | | | 7% |
| | | | 1% |
| | | | 15% 25% |
| | 30% | 1.2% | 1.2% 12% |
| | | 12% | |
| | | | 3% |
| | | | 2% |
| | | | 1% , |

1. 15%

2. 15%

3. 25%

4.

100%

5.

100%

6.

2

[2007]92

[2007]67


[2007]17

2, 315, 507. 10

3

1


1



30,000,000

30,000,000

100%



| 2012 | | | | | | |
|------|------|--|--|--|--|--|
| | | | | | | |
| 100% | 100% | | | | | |

3

0

1

4

| | | |
|--|--------------|----------|
| | | |
| | 1,802,149.06 | 84,362.1 |

5

6

7

8

:

9

:

10

1

| : | -- | -- | 5,525,265.67 | -- | -- | 9,165,891.41 |
|-----|--------------|--------|----------------|--------------|--------|----------------|
| | -- | -- | 5,488,376.85 | -- | -- | 9,122,035.36 |
| USD | 2,710 | 6.3249 | 17,140.48 | 3,250.28 | 6.3009 | 20,479.71 |
| EUR | 2,509 | 7.871 | 19,748.34 | 2,863.87 | 8.1625 | 23,376.34 |
| | -- | -- | 802,484,319.79 | -- | -- | 793,058,059.89 |
| | -- | -- | 764,214,269.87 | -- | -- | 784,839,339.52 |
| USD | 3,009,749.96 | 6.3249 | 19,036,367.52 | 1,288,766.36 | 6.3009 | 8,120,387.96 |
| EUR | 2,294,819.19 | 8.3813 | 19,233,682.4 | 12,046.85 | 8.1625 | 98,332.41 |
| | -- | -- | 6,792,000 | -- | -- | 2,759,000 |
| | -- | -- | 6,792,000 | -- | -- | 2,759,000 |
| | | | | | | |
| | -- | -- | 814,801,585.46 | -- | -- | 804,982,951.3 |

2, 284, 500. 57

3, 030, 390. 00

2, 284, 500. 57

,

1. 3255

1. 3255

6, 792, 000. 00

1 / / 388 41 /20 10.56 384.31 173.9 3026. 2 294216051117153611118/ / 388 41 /1 1

| | | |
|--|---------------|--------------|
| | | |
| | 45,509,488.63 | 61,770,397.7 |
| | 1,000,000 | 3,050,000 |
| | 46,509,488.63 | 64,820,397.7 |

2

3

| | | | | |
|--|------------|------------|-----------|----|
| | | | | |
| | 2012 06 13 | 2012 09 13 | 3,000,000 | |
| | 2012 03 16 | 2012 09 16 | 1,000,000 | |
| | 2012 01 16 | 2012 07 16 | 1,000,000 | |
| | 2012 05 04 | 2012 11 04 | 1,000,000 | |
| | 2012 01 06 | 2012 07 06 | 1,000,000 | |
| | -- | -- | 7,000,000 | -- |

4

5

1

2

3

6

1

| | | |
|--|--|--|
| | | |
|--|--|--|

| | 0 | | 0 | | 0 | | 0 | |
|--|----------------|--------|--------------|-------|----------------|--------|--------------|-------|
| | 172,648,428.26 | 99.88% | 9,159,827.37 | 5.31% | 166,745,871.5 | 99.88% | 9,021,326.03 | 5.41% |
| | 172,648,428.26 | 99.88% | 9,159,827.37 | 5.31% | 166,745,871.5 | 99.88% | 9,021,326.03 | 5.41% |
| | 198,867.35 | 0.12% | 198,867.35 | 100% | 198,867.35 | 0.12% | 198,867.35 | 100% |
| | 172,847,295.61 | -- | 9,358,694.72 | -- | 166,944,738.85 | -- | 9,220,193.38 | -- |

| | | | | | (%) | |
|-----|----------------|--------|--------------|----------------|--------|--------------|
| 1 | -- | -- | -- | -- | -- | -- |
| 1 | 170,990,168.94 | 99.04% | 8,549,508.44 | 160,969,385.81 | 96.53% | 8,048,469.29 |
| 1 | 170,990,168.94 | 99.04% | 8,549,508.44 | 160,969,385.81 | 96.53% | 8,048,469.29 |
| 1 2 | 570,212.95 | 0.33% | 85,531.94 | 5,585,474.96 | 3.35% | 837,821.25 |
| 2 3 | 938,765.64 | 0.54% | 375,506.26 | 93,292.06 | 0.06% | 37,316.82 |
| 3 | 149,280.73 | 0.09% | 149,280.73 | 97,718.67 | 0.06% | 97,718.67 |
| 3 4 | | | | | | |
| 4 5 | | | | | | |
| 5 | | | | | | |
| | 172,648,428.26 | -- | 9,159,827.37 | 166,745,871.5 | -- | 9,021,326.03 |

| | | | | |
|--|------------|------------|------|----|
| | | | | |
| | 198,867.35 | 198,867.35 | 100% | |
| | 198,867.35 | 198,867.35 | 100% | -- |

2

3

| | | | | | |
|--|----|---------------|--------------|----|----|
| | | | | | |
| | | 2012 01 15 | 188,876.35 | 3 | |
| | | 2012 03 30 | 158,935.09 | 3 | |
| | | 2012 03 30 | 143,362.68 | 3 | |
| | | 2012 03 30 | 130,000 | 3 | |
| | | | 479,072.36 | 3 | |
| | -- | -- | 1,100,246.48 | -- | -- |

479,072.36

4

5

5

5

| | | | | |
|--|--|--|--------------|---------|
| | | | | |
| | | | 8,925,122.25 | 1 5.16% |
| | | | 4,946,442.1 | 1 2.86% |
| | | | 3,844,795.26 | 1 2.22% |
| | | | 3,145,055.5 | 1 1.82% |

| | | | | |
|--|----|---------------|----|--------|
| | | 2,753,279.6 | 1 | 1.59% |
| | -- | 23,614,694.71 | -- | 13.66% |

6

| | | | |
|--|----|------------|-------|
| | | | |
| | | 113,952.08 | 0.07% |
| | | 115,366.84 | 0.07% |
| | -- | 229,318.92 | 0.13% |

7

8

7

1

| | | | | | | | | |
|--|--------------|------|--------------|--------|---------------|------|--------------|-------|
| | | | | | | | | |
| | | | | | | | | |
| | | | | | | | | |
| | 0 | | 0 | 0% | 0 | | 0 | |
| | | | | | | | | |
| | 15,686,542.7 | 100% | 1,604,591.48 | 10.23% | 12,655,389.84 | 100% | 1,109,197.22 | 8.76% |
| | 15,686,542.7 | 100% | 1,604,591.48 | 10.23% | 12,655,389.84 | 100% | 1,109,197.22 | 8.76% |
| | 0 | | 0 | | 0 | | 0 | |
| | 15,686,542.7 | -- | 1,604,591.48 | -- | 12,655,389.84 | -- | 1,109,197.22 | -- |

| | | | | | |
|--|--|--|--|--|--|
| | | | | | |
| | | | | | |

| | | | | | | |
|-----|---------------|--------|--------------|---------------|--------|--------------|
| | | | | | | |
| 1 | | | | | | |
| | | | | | | |
| 1 | 11,186,345.77 | 71.31% | 559,317.31 | 9,634,168.32 | 76.13% | 481,708.43 |
| 1 | 11,186,345.77 | 71.31% | 559,317.31 | 9,634,168.32 | 76.13% | 481,708.43 |
| 1 2 | 3,944,615.03 | 25.15% | 591,692.27 | 2,351,994.11 | 18.58% | 352,799.12 |
| 2 3 | 170,000 | 1.08% | 68,000 | 657,562.9 | 5.2% | 263,025.16 |
| 3 | 385,581.9 | 2.46% | 385,581.9 | 11,664.51 | 0.09% | 11,664.51 |
| 3 4 | | | | | | |
| 4 5 | | | | | | |
| 5 | | | | | | |
| | 15,686,542.7 | -- | 1,604,591.48 | 12,655,389.84 | -- | 1,109,197.22 |

2

3

| | | | | | |
|--|----|------------|--------|----|----|
| | | | | | |
| | | 2012 03 30 | 13,802 | 3 | |
| | -- | -- | 13,802 | -- | -- |

13,802.00

4

5 5

5

6

| | | | | |
|--|----|-----------|---------|--------|
| | | | | |
| | | 640,000 | 1 | 4.08% |
| | | 600,000 | 1 | 3.82% |
| | | 575,568 | 1 | 3.67% |
| | | 500,000 | 1 | 3.19% |
| | | 463,000 | 1-2 2-3 | 2.95% |
| | -- | 2,778,568 | -- | 17.71% |

7

8

9

8

1

| | | | |
|--|--|---|--|
| | | | |
| | | % | |



| | | | | |
|--|----|--------------|----|----|
| | | 3,107,541.32 | 1 | |
| | | 3,000,000 | 1 | |
| | -- | 16,916,410.8 | -- | -- |

3

5 5

4

9

1

| | 65,534,386.86 | | 65,534,386.86 | 76,975,865.32 | | 76,975,865.32 |
|--|----------------|---|----------------|----------------|---|----------------|
| | 12,347,292.38 | | 12,347,292.38 | 11,663,488.89 | | 11,663,488.89 |
| | 263,336,288.86 | | 263,336,288.86 | 196,975,673.84 | | 196,975,673.84 |
| | | | | | | |
| | | | | | | |
| | 341,217,968.1 | 0 | 341,217,968.1 | 285,615,028.05 | 0 | 285,615,028.05 |

2

3

10

11

1

:

2

12

1

2

13

14

15

1

2

16

1

2

17

1

| | | | | |
|--|----------------|---------------|------------|----------------|
| | | | | |
| | 641,738,614.54 | 37,392,255.45 | 848,125.14 | 678,282,744.85 |
| | 304,044,479.29 | 16,079,545.25 | | 320,124,024.54 |
| | 293,832,176.55 | 18,205,512.88 | 340,921.53 | 311,696,767.9 |
| | 29,662,634.88 | 1,812,573.41 | 246,855.2 | 31,228,353.09 |
| | 12,889,321.52 | 799,887.51 | 178,590.41 | 13,510,618.62 |
| | 1,310,002.3 | 494,736.4 | 81,758 | 1,722,980.7 |

| | | | | | |
|----|----------------|---|---------------|------------|----------------|
| -- | | | | | |
| | 136,988,791.93 | 0 | 25,669,087.55 | 502,107.64 | 162,155,771.84 |
| | 19,822,977.83 | | 7,546,614.42 | | 27,369,592.25 |
| | 100,588,685.27 | | 14,291,116.36 | 161,274.41 | 114,718,527.22 |
| | 9,752,502.52 | | 2,656,231.75 | 238,382.5 | 12,170,351.77 |
| | 6,415,405.48 | | 957,378.94 | 40,717.3 | 7,332,067.12 |
| | 409,220.83 | | 217,746.08 | 61,733.43 | 565,233.48 |
| -- | | | -- | | |
| | 504,749,822.61 | | -- | | 516,126,973.01 |
| | 284,221,501.46 | | -- | | 292,754,432.29 |
| | 193,243,491.28 | | -- | | 196,978,240.68 |
| | 19,910,132.36 | | -- | | 19,058,001.32 |
| | 6,473,916.04 | | -- | | 6,178,551.5 |
| | 900,781.47 | | -- | | 1,157,747.22 |
| | 0 | | -- | | 0 |
| | | | -- | | |
| | | | -- | | |
| | | | -- | | |
| | | | -- | | |
| | | | -- | | |
| | 504,749,822.61 | | -- | | 516,126,973.01 |
| | 284,221,501.46 | | -- | | 292,754,432.29 |
| | 193,243,491.28 | | -- | | 196,978,240.68 |
| | 19,910,132.36 | | -- | | 19,058,001.32 |
| | 6,473,916.04 | | -- | | 6,178,551.5 |
| | 900,781.47 | | -- | | 1,157,747.22 |

25, 669, 087. 55

130, 693. 59

2

3

4

5

6

18

1

| | | | | | | |
|--|---------------|---|---------------|---------------|---|---------------|
| | | | | | | |
| | 7,576,218 | | 7,576,218 | | | |
| | 36,272,505.81 | | 36,272,505.81 | 32,055,357.52 | | 32,055,357.52 |
| | 847,456.15 | | 847,456.15 | 540,362.95 | | 540,362.95 |
| | 44,696,179.96 | 0 | 44,696,179.96 | 32,595,720.47 | 0 | 32,595,720.47 |

2

| | | | | | | | | | | | | | |
|--|-------------|---------------|---------------|------------|---|--------|-----|---|---|-----|----|---------------|--|
| | | | | | | | | | | | | | |
| | | | | | | | | | | (%) | | | |
| | 181,300,000 | | 7,576,218 | | | 96.34% | 96% | | | | | 7,576,218 | |
| | 133,110,000 | 32,055,357.52 | 4,217,148.29 | | | 80.03% | 80% | | | | | 36,272,505.81 | |
| | | 540,362.95 | 437,786.79 | 130,693.59 | | | | | | | | 847,456.15 | |
| | 314,410,000 | 32,595,720.47 | 12,231,153.08 | 130,693.59 | 0 | -- | -- | 0 | 0 | -- | -- | 44,696,179.96 | |

3

4

| | | |
|--|--|-----|
| | | |
| | | 96% |
| | | 80% |

5

19

20

1

21

1

2

:

22

23

1

| | | | | |
|--|----------------|--------------|--------------|----------------|
| | | | | |
| | 176,295,584.22 | 2,116,178.26 | 0 | 178,411,762.48 |
| | 173,240,806.42 | 2,116,178.26 | | 175,356,984.68 |
| | 3,054,777.8 | | | 3,054,777.8 |
| | 14,692,912.8 | 1,914,656.87 | 0 | 16,607,569.67 |
| | 12,552,961.35 | 1,748,379.17 | | 14,301,340.52 |
| | 2,139,951.45 | 166,277.7 | | 2,306,229.15 |
| | 161,602,671.42 | 2,116,178.26 | 1,914,656.87 | 161,804,192.81 |
| | 160,687,845.07 | 2,116,178.26 | 1,748,379.17 | 161,055,644.16 |
| | 914,826.35 | | 166,277.7 | 748,548.65 |
| | 0 | 0 | 0 | 0 |
| | | | | |
| | | | | |
| | 161,602,671.42 | 2,116,178.26 | 1,914,656.87 | 161,804,192.81 |
| | 160,687,845.07 | 2,116,178.26 | 1,748,379.17 | 161,055,644.16 |
| | 914,826.35 | | 166,277.7 | 748,548.65 |

1, 914, 656. 87

2

100

3

24

| | | | | | |
|--|-----------|---|---|-----------|---|
| | | | | | |
| | 50,400.17 | | | 50,400.17 | |
| | 50,400.17 | 0 | 0 | 50,400.17 | 0 |

25

| | | | | | | |
|--|--------------|---------|------------|---|--------------|----|
| | | | | | | |
| | 2,513,897.35 | 586,351 | 292,933.93 | | 2,807,314.42 | |
| | 470,200.83 | | 175,819.2 | | 294,381.63 | |
| | 2,984,098.18 | 586,351 | 468,753.13 | 0 | 3,101,696.05 | -- |

26

1

| | | |
|--|--------------|--------------|
| | | |
| | | |
| | | |
| | | |
| | | |
| | 2,663,237.71 | 2,355,749.57 |
| | 6,314,191.02 | 3,755,311.29 |
| | 8,977,428.73 | 6,111,060.86 |
| | | |
| | | |
| | | |

| | | |
|--|---------------|---------------|
| | | |
| | | |
| | | |
| | | |
| | | |
| | 10,963,286.2 | 10,329,390.6 |
| | 38,087,741.61 | 23,383,380.56 |
| | 49,051,027.81 | 33,712,771.16 |

2

27

| | | | | | |
|--|--------------|--------------|---|--------------|--------------|
| | | | | | |
| | | | | | |
| | 10,329,390.6 | 1,747,944.08 | | 1,114,048.48 | 10,963,286.2 |
| | 0 | 0 | 0 | 0 | 0 |
| | | | | | |
| | | 0 | | | 0 |
| | 0 | | | | 0 |
| | | | | | |
| | 0 | 0 | | | 0 |
| | | | | | |
| | 0 | 0 | | | 0 |
| | 0 | 0 | | | 0 |
| | | | | | 0 |

| | | |
|--|---------------|----------------|
| | 14,915,673.69 | 41,074,785.04 |
| | 1,512,337.46 | 2,641,639.23 |
| | 84,990,352.01 | 114,906,015.11 |

2

5

5

:

33

1

| | | |
|--|----------------|----------------|
| | | |
| | 147,449,263.79 | 120,846,823.66 |
| | 147,449,263.79 | 120,846,823.66 |

2

5

5

:

34

| | | | | |
|--|---------------|---------------|---------------|--------------|
| | | | | |
| | 22,331,571.34 | 61,225,727.42 | 77,148,094.97 | 6,409,203.79 |
| | | 3,191,062.31 | 3,191,062.31 | |
| | 0 | 8,262,428.54 | 8,262,428.54 | 0 |
| | | 1,670,235.96 | 1,670,235.96 | |
| | | 5,174,562.5 | | |

| | | | | |
|--|---------------|---------------|---------------|--------------|
| | 22,624,962.24 | 73,050,470.63 | 89,145,339.18 | 6,530,093.69 |
|--|---------------|---------------|---------------|--------------|

0

120,889.9

0

0

2012 8 30

35

| | | |
|--|----------------|----------------|
| | | |
| | -16,877,015.74 | -19,061,002.74 |
| | | |
| | | 1,440 |
| | 24,573,220.26 | 34,166,550.4 |
| | 147,905.35 | 90,105.68 |
| | 548,168.41 | 201,833.48 |
| | 243,052.23 | 104,966.39 |
| | 147,676.5 | 42,664.33 |
| | 167,846.86 | 82,325.27 |
| | 8,950,853.87 | 15,628,882.81 |

36

| | | |
|--|------------|------------|
| | | |
| | | 98,752.5 |
| | | |
| | 462,798.88 | 119,494.72 |
| | 462,798.88 | 218,247.22 |

37

38

1

| | | |
|--|---------------|---------------|
| | | |
| | 12,401,681.42 | 11,064,324.55 |
| | 2,738,041.85 | 2,942,587.46 |
| | 1,103,836.18 | 580,871.34 |
| | 16,243,559.45 | 14,587,783.35 |

2

5

5

3

1

4

39

40

1

| | | |
|---|---|------------|
| | | |
| 1 | 0 | 54,000,000 |
| 1 | | |
| 1 | | |
| | 0 | 54,000,000 |

2

| | | |
|--|--|--|
| | | |
| | | |
| | | |

| | | |
|--|---|------------|
| | 0 | 54,000,000 |
| | | |
| | 0 | 54,000,000 |

0

| | 2009.3 .31 | 2012.3 .31 | | | | 0 | | 54,000,000 |
|--|---------------|---------------|----|----|----|---|----|------------|
| | -- | -- | -- | -- | -- | 0 | -- | 54,000,000 |

0

3

4

41

42

1

2

43

44

1

2

45

46

| | | |
|--|-----------|-----------|
| | | |
| | 9,730,000 | 9,730,000 |
| | 9,730,000 | 9,730,000 |

[2010]812

2010

973

47

| | | | | | | | |
|--|-------------|--|--|--|--|---|-------------|
| | | | | | | | |
| | | | | | | | |
| | 253,400,000 | | | | | 0 | 253,400,000 |

3

48

49

50

| | | | | |
|--|------------------|------------|---|------------------|
| | | | | |
| | 1,043,608,261.42 | | | 1,043,608,261.42 |
| | 1,838,000 | 11,028,000 | | 12,866,000 |
| | 1,045,446,261.42 | 11,028,000 | 0 | 1,056,474,261.42 |

51

| | | | | |
|--|---------------|---|---|---------------|
| | | | | |
| | 57,960,426.47 | | | 57,960,426.47 |
| | | | | |
| | | | | |
| | | | | |
| | 57,960,426.47 | 0 | 0 | 57,960,426.47 |

52

53

| | | | | |
|-----|----------------|----|----------------|----|
| | | | | |
| | 361,014,044.1 | -- | 237,762,574.95 | -- |
| + - | | -- | | -- |
| | 361,014,044.1 | -- | 237,762,574.95 | -- |
| | 109,190,154.54 | -- | 219,252,473.64 | -- |

| | | | | |
|--|----------------|---------|---------------|---------|
| | | | 19,981,004.49 | 10% |
| | | | | |
| | | | | |
| | 202,720,000 | 10 8 | 76,020,000 | 10 3 |
| | | | | |
| | 267,484,198.64 | -- | 361,014,044.1 | -- |

- 1) 0
- 2) 0
- 3) 0
- 4) 0
- 5) 0

54

1

| | | |
|--|----------------|----------------|
| | | |
| | 767,521,645.94 | 696,925,250.53 |
| | 7,180,268.3 | 3,673,774.17 |
| | 480,726,228.93 | 435,858,809.8 |

2

| | | | | |
|--|----------------|----------------|----------------|----------------|
| | | | | |
| | | | | |
| | 767,521,645.94 | 473,807,190.49 | 696,925,250.53 | 432,511,882.62 |
| | 767,521,645.94 | 473,807,190.49 | 696,925,250.53 | 432,511,882.62 |

3

| PPR | 311,968,500.42 | 159,392,961.69 | 294,740,707.31 | 153,442,596.09 |
|------|----------------|----------------|----------------|----------------|
| PE | 290,716,324.7 | 198,870,965.38 | 254,487,835.6 | 174,119,825.34 |
| PB | 34,033,734.32 | 19,868,108.46 | 29,391,691.13 | 17,208,795.98 |
| HDPE | 32,580,111.01 | 21,179,062.85 | 30,996,461.8 | 19,991,279.32 |
| | 98,222,975.49 | 74,496,092.11 | 87,308,554.69 | 67,749,385.89 |
| | 767,521,645.94 | 473,807,190.49 | 696,925,250.53 | 432,511,882.62 |

4

| | 386,882,677.14 | 238,830,781.22 | 383,215,248.38 | 237,823,422.81 |
|--|----------------|----------------|----------------|----------------|
| | 182,924,941.8 | 112,923,398.58 | 153,694,003.87 | 95,382,514.71 |
| | 60,362,737.92 | 37,263,182.63 | 38,945,199.7 | 24,169,394.97 |
| | 62,103,217.77 | 38,337,617.3 | 43,636,645.72 | 27,080,906.85 |
| | 30,241,969.94 | 18,669,001.57 | 30,784,690.95 | 19,104,982.39 |
| | 20,411,104.67 | 12,600,202.5 | 32,979,577.62 | 20,467,129.28 |
| | 24,594,996.7 | 15,183,006.69 | 13,669,884.29 | 8,483,531.61 |
| | 767,521,645.94 | 473,807,190.49 | 696,925,250.53 | 432,511,882.62 |

5

| | | |
|--|---------------|-------|
| | 10,755,285.74 | 1.39% |
| | 9,252,241.24 | 1.19% |
| | 9,238,193.76 | 1.19% |
| | 6,722,006.41 | 0.87% |
| | 6,467,763.53 | 0.83% |
| | 42,435,490.68 | 5.48% |

:

55

56

| | | | |
|--|--------------|--------------|----|
| | | | |
| | | | |
| | 14,292.91 | 23,988.62 | |
| | 2,600,451.46 | 2,878,984.67 | |
| | 1,335,216.43 | 1,801,846.72 | |
| | | | |
| | 888,983.49 | 770,286.25 | |
| | 4,838,944.29 | 5,475,106.26 | -- |

57

58

1

2

3

59

| | | |
|--|--------------|--------------|
| | | |
| | 1,747,944.08 | 3,042,997.89 |
| | | |
| | | |
| | | |
| | | |
| | | |
| | | |
| | | |
| | | |
| | | |
| | | |
| | | |
| | | |
| | | |
| | 1,747,944.08 | 3,042,997.89 |

60

1

| | | |
|--|--------------|--------------|
| | | |
| | 22,287.77 | 127,763.45 |
| | 22,287.77 | 127,763.45 |
| | | |
| | | |
| | | |
| | 8,442,241.51 | 7,051,280.22 |
| | 224,374 | 98,778.64 |
| | 35,388.65 | 18,070.57 |

| | | |
|--|--------------|--------------|
| | 20,331.64 | 26,370.69 |
| | 8,744,623.57 | 7,322,263.57 |

2

| | | | | |
|--|--------------|--------------|----------|-----------|
| | | | | |
| | 2,315,507.1 | 1,394,168.26 | [2007]17 | [2009]78 |
| | 5,289,734.41 | 4,653,111.96 | [2012]6 | [2011]349 |
| | 807,000 | 1,004,000 | [2012]1 | |
| | 30,000 | | | |
| | 8,442,241.51 | 7,051,280.22 | -- | |

:

61

| | | |
|--|--------------|--------------|
| | | |
| | 56,762.98 | 263,128.92 |
| | 56,762.98 | 263,128.92 |
| | | |
| | | |
| | | |
| | 1,755,500 | 459,000 |
| | 79,989.13 | 32,364.15 |
| | 800,883.93 | 857,332.84 |
| | 133,792.49 | 5,818.8 |
| | 2,826,928.53 | 1,617,644.71 |

62

| | | |
|--|---------------|---------------|
| | | |
| | 26,848,233.43 | 30,303,255.79 |

| | |
|---------------|---------------|
| -2,866,367.89 | -2,726,940.18 |
| 23,981,865.54 | 27,576,315.61 |

| | | 2012 | 1-6 |
|--|---|----------------|------|
| | A | 109,190,154.54 | |
| | B | 4,010,442.32 | |
| | C=A-B | 105,179,712.22 | |
| | D | 253,400,000.00 | |
| | E | | |
| | F | | |
| | G | | |
| | H | | |
| | I | | |
| | J | | |
| | K | | 6 |
| | $L=D+E+F \times G/K - H \times I/K - J$ | 253,400,000.00 | |
| | M=A/L | | 0.43 |
| | N=C/L | | 0.42 |

| | | 2012 | 1-6 |
|--|-------|----------------|-----|
| | A | 109,190,154.54 | |
| | B | | |
| | C=A-B | 109,190,154.54 | |
| | D | 4,010,442.32 | |

65

1

| | |
|--|--------------|
| | |
| | 6,126,734.41 |
| | 1,655,776.1 |
| | 341,000 |
| | 266,292.29 |
| | 8,389,802.8 |

:

2

| | |
|--|---------------|
| | |
| | 3,031,152.86 |
| | 4,374,000 |
| | 81,628,701.44 |
| | 1,969,281.62 |
| | 91,003,135.92 |

:

3

| | |
|--|---------------|
| | |
| | 10,951,960.95 |
| | 10,951,960.95 |

:

4

:

5

:

6

| | |
|--|---------------|
| | |
| | 19,152,464.54 |
| | 19,152,464.54 |

66

1

| | | |
|---|----------------|----------------|
| | | |
| 1 | -- | -- |
| | 109,190,154.54 | 104,824,721.15 |
| | 1,747,944.08 | 3,042,997.89 |
| | 25,669,087.55 | 12,274,801.48 |
| | 1,914,656.87 | 1,547,944.7 |
| | 468,753.13 | 483,409.52 |
| | 34,475.21 | 135,365.47 |
| | | |

| | | |
|--|----------------|-----------------|
| | 821,056,706.46 | 968,237,899.83 |
| | | |
| | | |
| | -13,366,830.38 | -147,181,193.37 |

2

3

| | | |
|--|----------------|----------------|
| | | |
| | 788,857,120.92 | 802,223,951.3 |
| | 5,525,265.67 | 9,165,891.41 |
| | 783,331,855.25 | 793,058,059.89 |
| | | |
| | | |
| | | |
| | | |
| | | |
| | | |
| | 788,857,120.92 | 802,223,951.3 |

:

802,223,951.30

804,982,951.30

2,759,000.00

788,857,120.92

814,801,585.46

6,792,000.00

19,152,464.54

67

1

2

1

| | | | | | | | | | | |
|--|--|--|--|--|--|-------------|--------|--------|--|------------|
| | | | | | | | | | | |
| | | | | | | 362,000,000 | 38.99% | 38.99% | | 14795174-0 |

:

2

| | | | | | | | | | |
|--|--|--|--|--|--|--|--|--|--|
| | | | | | | | | | |
|--|--|--|--|--|--|--|--|--|--|

| | | |
|--|--|------------|
| | | |
| | | 70474019-7 |
| | | 68787444-0 |
| | | 73993939-0 |
| | | 14795830-1 |
| | | 14799116-0 |
| | | 70345006-7 |
| | | 72276576-9 |
| | | 71610816-4 |

:

5

1

| | | | 1,287,814.88 | 100% | 2,080,268.35 | 100% |
|--|--|--|--------------|--------|--------------|--------|
| | | | 388,507 | 29.02% | | |
| | | | 816,627 | 8.05% | 773,630 | 12.53% |
| | | | 68,810 | 3.7% | 113,073 | 4.68% |

| | | | 4,894.77 | | 17,213.44 | |
|--|--|--|------------|-------|-----------|--|
| | | | 531,001.77 | 0.07% | 3,031.96 | |
| | | | 208,301.56 | 0.03% | 10,993.6 | |

2

/

/ :

3

| | | | | | 2008 01 | 2013 12 31 | | 608,472 | |
|--|--|--|--|--|---------|------------|--|---------|--|
| | | | | | 2012 01 | 2013 12 31 | | 482,112 | |
| | | | | | 2011 01 | 2012 12 31 | | 102,000 | |
| | | | | | 2010 01 | 2014 12 31 | | 65,700 | |

:

4

| | | 54,000,000 | 2012 04 01 | 2013 04 01 | |
|--|--|------------|------------|------------|--|
| | | 16,250,000 | 2011 | | |

| | | | |
|--|--|------------|-----------|
| | | | |
| | | 113,952.08 | 91,421.46 |
| | | | 1,733.9 |
| | | 115,366.84 | |

| | | | |
|--|--|------------|------------|
| | | | |
| | | 324,266.62 | 222,889.12 |

1

| | |
|--|--------------|
| | 42,073,800 |
| | 0 |
| | 0 |
| | 16.59 3 5 |
| | |

:

2

| | |
|--|------------|
| | BS |
| | |
| | |
| | 12,866,000 |
| | 11,028,000 |

2011

2011 12 7

13

1,000

2011 12 7

17.39 / 2011

,

16.59 /

3

:

4

2

3

4

5

6

7

1

1

| | | (%) | | (%) | | (%) | | (%) |
|--|----------------|--------|---------------|-------|----------------|--------|--------------|-------|
| | 0 | | 0 | | 0 | | 0 | |
| | | | | | | | | |
| | 187,084,129.07 | 99.89% | 10,059,795.49 | 5.38% | 164,755,057.81 | 99.88% | 8,752,137.6 | 5.31% |
| | 187,084,129.07 | 99.89% | 10,059,795.49 | 5.38% | 164,755,057.81 | 99.88% | 8,752,137.6 | 5.31% |
| | 198,867.35 | 0.11% | 198,867.35 | 100% | 198,867.35 | 0.12% | 198,867.35 | 100% |
| | 187,282,996.42 | -- | 10,258,662.84 | -- | 164,953,925.16 | -- | 8,951,004.95 | -- |

| 1 | | | | | | | |
|---|---|----------------|--------|---------------|----------------|--------|--------------|
| | | -- | -- | -- | -- | -- | |
| 1 | | 183,644,039.05 | 98.16% | 9,182,201.95 | 160,570,724.58 | 97.46% | 8,028,536.23 |
| 1 | | 183,644,039.05 | 98.16% | 9,182,201.95 | 160,570,724.58 | 97.46% | 8,028,536.23 |
| 1 | 2 | 2,352,043.65 | 1.26% | 352,806.55 | 4,035,052.5 | 2.45% | 605,257.88 |
| 2 | 3 | 938,765.64 | 0.5% | 375,506.26 | 51,562.06 | 0.03% | 20,624.82 |
| 3 | | 149,280.73 | 0.08% | 149,280.73 | 97,718.67 | 0.06% | 97,718.67 |
| 3 | 4 | | | | | | |
| 4 | 5 | | | | | | |
| 5 | | | | | | | |
| | | 187,084,129.07 | -- | 10,059,795.49 | 164,755,057.81 | -- | 8,752,137.6 |

| | | | | |
|--|------------|------------|------|--|
| | | | | |
| | 198,867.35 | 198,867.35 | 100% | |
| | 198,867.35 | 198,867.35 | 100% | |

0.00 12321.58 2150 7ETm (2) MC6 >> BDC q 426.73 231.29 66.66

| | | | | | |
|--|----|----|------------|----|----|
| | | | 77,895.76 | 3 | |
| | -- | -- | 266,772.11 | -- | -- |

77,895.76

4

5

5

5

6

| | | | | |
|--|----|--------------|---|--------|
| | | | | |
| | | 19,209,358 | 1 | 10.26% |
| | | 9,922,458.71 | 1 | 5.3% |
| | | 8,925,122.25 | 1 | 4.77% |
| | | 4,946,442.1 | 1 | 2.64% |
| | | 4,493,319.24 | 1 | 2.4% |
| | -- | | | |

1

| | | | | | | | | |
|--|---------------|------|---------------|------|----------------|------|---------------|-------|
| | | | | | | | | |
| | | | | | | | | |
| | | | | | | | | |
| | 0 | | 0 | | 0 | | 0 | |
| | 174,832,881.1 | 100% | 12,063,962.94 | 6.9% | 226,421,546.26 | 100% | 14,444,082.04 | 6.38% |
| | 174,832,881.1 | 100% | 12,063,962.94 | 6.9% | 226,421,546.26 | 100% | 14,444,082.04 | 6.38% |
| | 0 | | 0 | | 0 | | 0 | |
| | 174,832,881.1 | -- | 12,063,962.94 | -- | 226,421,546.26 | -- | 14,444,082.04 | -- |

| | | | | | | |
|-----|---------------|--------|---------------|----------------|--------|---------------|
| | | | | | | |
| | | | | | | |
| | | | | | | |
| 1 | -- | -- | -- | -- | -- | -- |
| 1 | 145,224,638.7 | 83.06% | 7,261,231.96 | 196,742,953.86 | 86.9% | 9,837,147.7 |
| 1 | 145,224,638.7 | 83.06% | 7,261,231.96 | 196,742,953.86 | 86.9% | 9,837,147.7 |
| 1 2 | 29,087,660.5 | 16.64% | 4,363,149.08 | 29,058,010.5 | 12.83% | 4,358,701.58 |
| 2 3 | 135,000 | 0.08% | 54,000 | 620,581.9 | 0.27% | 248,232.76 |
| 3 | 385,581.9 | 0.22% | 385,581.9 | | | |
| | 174,832,881.1 | -- | 12,063,962.94 | 226,421,546.2 | -- | 14,444,082.04 |

2

3

4

5 5

5

6

| | | | | |
|--|----|----------------|-------|--------|
| | | | | |
| | | 161,376,623.67 | 1 1-2 | 92.3% |
| | | 640,000 | 1 | 0.37% |
| | | 600,000 | 1 | 0.34% |
| | | 575,568 | 1 | 0.33% |
| | | 500,000 | 1 | 0.29% |
| | -- | 163,692,191.67 | -- | 93.63% |




7

| | | | |
|--|----|----------------|--------|
| | | | |
| | | 161,376,623.67 | 92.3% |
| | | 500,000 | 0.29% |
| | -- | 161,876,623.67 | 92.59% |

8

9

3



| | | | | |
|--|----------------|----------------|----------------|----------------|
| | | | | |
| | 739,597,499.84 | 561,761,160.14 | 597,791,468.48 | 443,589,592.26 |
| | 739,597,499.84 | 561,761,160.14 | 597,791,468.48 | 443,589,592.26 |

3

| | | | | |
|------|----------------|----------------|----------------|----------------|
| | | | | |
| | | | | |
| PPR | 319,464,385.69 | 212,382,674.34 | 271,897,825.62 | 175,904,537.22 |
| PE | 264,256,147.89 | 211,294,893.33 | 209,277,391.87 | 167,910,875.71 |
| PB | 30,557,508.02 | 25,627,265.93 | 19,155,062.39 | 16,859,881.48 |
| HDPE | 30,864,092.62 | 20,748,924.3 | 32,132,398.06 | 21,976,077.75 |
| | 94,455,365.62 | 91,707,402.24 | 65,328,790.54 | 60,938,220.1 |
| | 739,597,499.84 | 561,761,160.14 | 597,791,468.48 | 443,589,592.26 |

4

| | | | | |
|--|----------------|----------------|----------------|----------------|
| | | | | |
| | | | | |
| | 739,597,499.84 | 561,761,160.14 | 597,791,468.48 | 443,589,592.26 |

5

| | | |
|--|----------------|--------|
| | | |
| | 80,816,813.12 | 9.5% |
| | 44,035,585.58 | 5.17% |
| | 16,938,488.99 | 1.99% |
| | 10,755,285.74 | 1.26% |
| | 9,252,241.24 | 1.09% |
| | 161,798,414.67 | 19.01% |

5

1

| | | |
|--|------------|---|
| | | |
| | 0 | 0 |
| | 0 | 0 |
| | 784,557.43 | 0 |
| | | |
| | | |
| | | |
| | | |
| | | |
| | | |
| | 784,557.43 | 0 |

2

3

6

| | | |
|---|---------------|---------------|
| | | |
| 1 | -- | -- |
| | 53,325,654.58 | 42,820,047.66 |
| | -805,689.08 | 5,987,433.07 |
| | 19,113,430.38 | 11,026,285.66 |
| | 1,574,599.37 | 1,207,893.2 |
| | | |
| | 34,475.21 | 122,482.2 |
| | | |
| | | |

| | | |
|---|----------------|-----------------|
| | -5,459,075.99 | -10,266,104.76 |
| | -784,557.43 | |
| | -274,492.19 | -3,139,890.56 |
| | | |
| | -76,693,691.34 | -150,747,121.09 |
| | 40,597,850.12 | -115,788,438.29 |
| | 72,065,285.21 | 158,484,180.41 |
| | | |
| | 102,693,788.82 | -60,293,232.5 |
| 2 | -- | -- |
| | | |
| | | |
| | | |
| 3 | -- | -- |
| | 703,075,585.82 | 750,990,757.78 |
| | 726,121,250.42 | 914,166,342.6 |
| | | |
| | | |
| | -23,045,664.6 | -163,175,584.82 |

7

1

| | | | |
|--|-------|------|------|
| | | | |
| | 6.4% | 0.43 | 0.43 |
| | 6.17% | 0.42 | 0.42 |

| | | | |
|------|------|---------|-----------------|
| 2 | | | |
| (1) | | 40.51% | 4,034.43 |
| (2) | | 37.12% | 1,210.05 |
| (3) | | 46.90% | 286.64 , |
| (4) | | 326.48% | 20,241.69 |
| (5) | | 71.14% | 1,609.49 |
| | 2011 | | |
| (6) | | 42.73% | 667.80 |
| 2011 | 2011 | | |
| (7) | | 112.05% | 24.46 |
| (8) | | | 100.00% 5400.00 |
| | 5400 | | |
| (1) | | 44.63% | 1,853.35 |
| (2) | | 70.28% | 700.32 |
| (3) | | 42.56% | 129.51 |
| (4) | | 74.76% | 120.93 |